

6A

6A Glass Passivated Single-Phase Bridge Rectifier

Features

| Type | V_{RRM} V | V_{RSM} V |
|------|-------------|-------------|
| | | |
| | | |
| | | |
| | | |
| | | |
| | | |
| | | |
| | | |

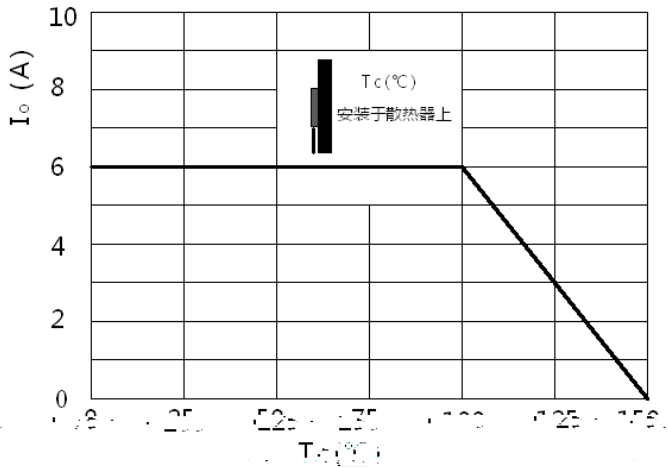
| Maximum Ratings and Thermal Characteristics | | | | | |
|---|--|--|---|--|--|
| | | | | | |
| | | | | | |
| | | | | | |
| | | | | | |
| | | | | | |
| | | | | | |
| | | | ↑ | | |
| | | | | | |
| | | | | | |

| Electrical Characteristics | | | | | |
|----------------------------|--|--|--|---|----------|
| | | | | | |
| | | | | | V |
| | | | | @ | |
| | | | | @ | |
| | | | | | |
| | | | | | |

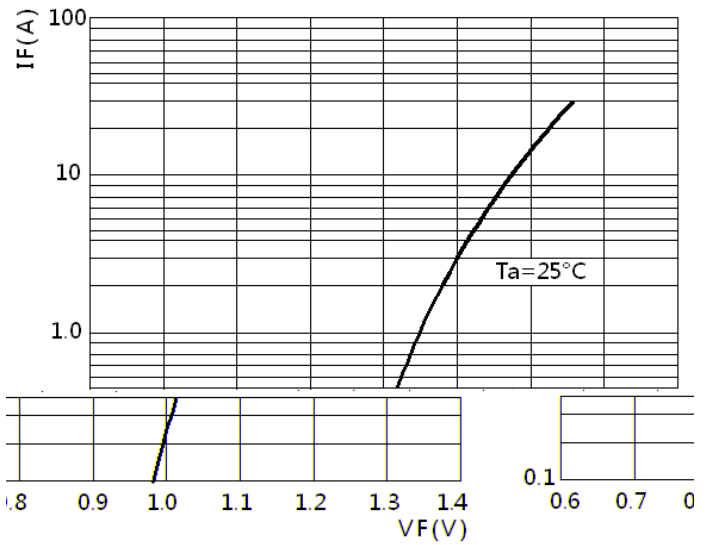
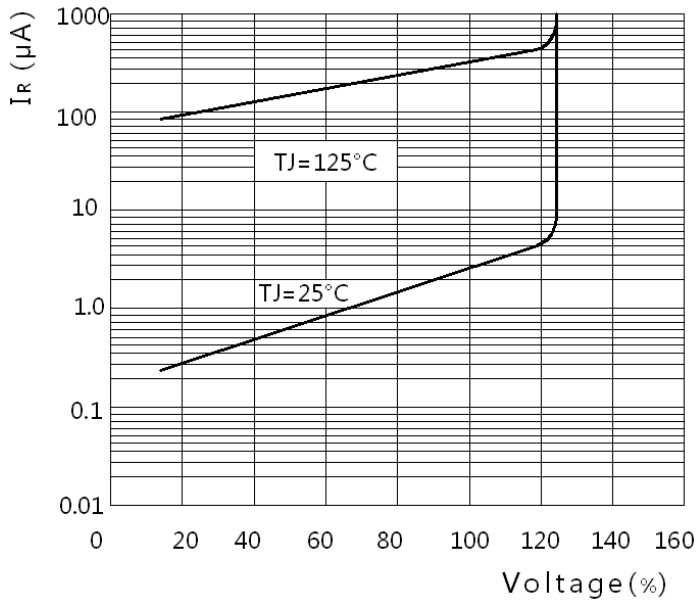
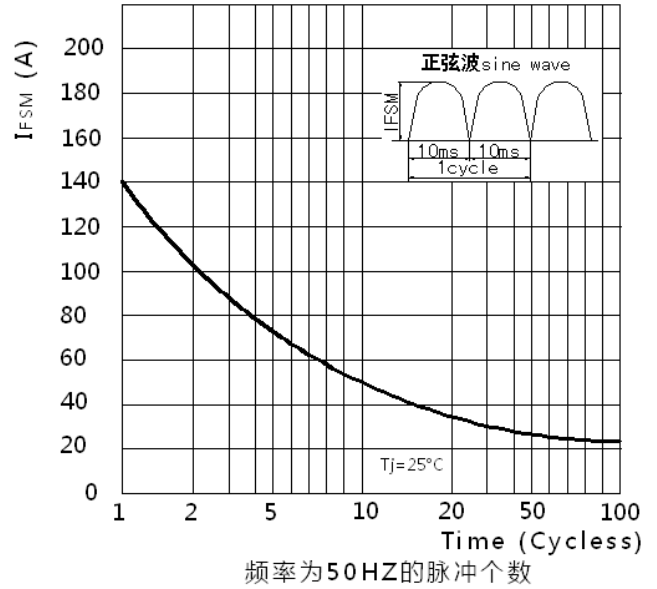
业


业

Derating Curve For Output Rectified Current

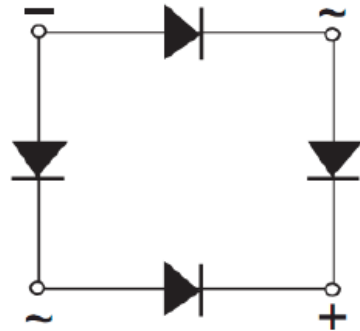



Maximum Non-Repetitive Peak Orward Surge Current Per Bridge Element





Dimensions in inches (mm)



Attention

-
-
-
-
-

件 代 业

-
-
-
-
-

-
-
-

业

-

a

-

±

-
-

Packaging and storage

| | | |
|--|--|--|
| | | |
| | | |

-
-
-